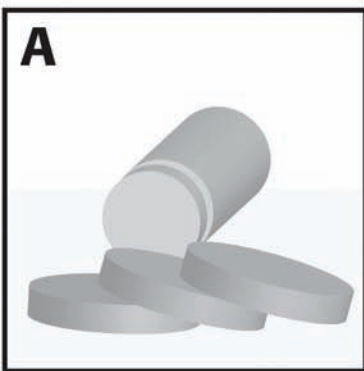
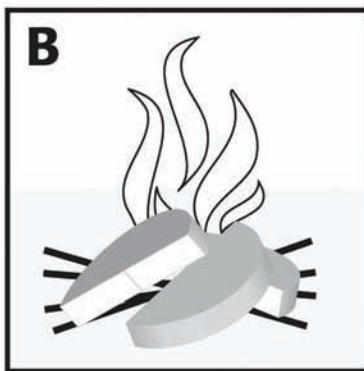


# HeatSmart FireLogs Starting Instructions

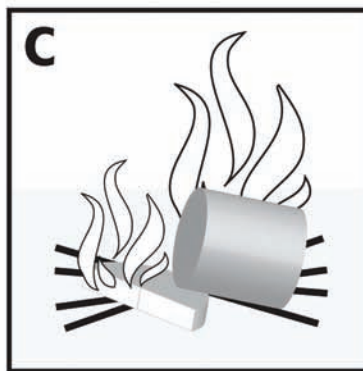


First, be sure your damper is fully open.

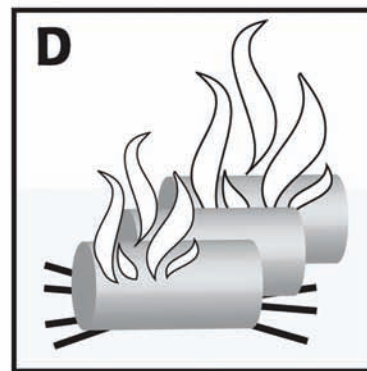
Using a hammer and chisel, break off disks that are about 1/4" to 1/2" thick.



Place kindling and firestarter in the center of your stove or fireplace. Form a pyramid of kindling disks over the firestarter and close the door to your stove or fireplace. For faster starting, use a wax/sawdust firestarter.



After about five minutes, set a half of a log on top of the fire.



Add one log after about 15-20 minutes. Shut down the damper as needed.

## CAUTION:

Logs have a tendency to roll if not added properly to the fire.

**HeatSmart FireLogs burn hotter than regular firewood:  
Check your owner's manual, and do not overload your stove or fireplace.**

**STORE IN DRY PLACE**